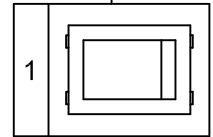
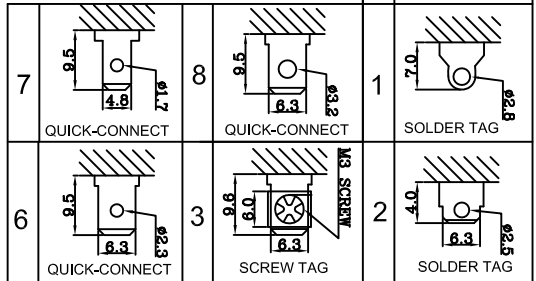


R 2 1 0 — 1 C 2 L — B B Z — N R

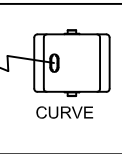
POLES SWITCHING FUNCTION TERMINAL TYPE ACTUATOR SHAPE ACTUATOR TYPE MARKING ILLUMINATED BASE COLOR ACTUATOR COLOR BASE TYPE WATERPROOF COVER LEGEND COLOR

1	SINGLE POLE
2	DOUBLE POLES

4	(ON) - OFF	1	ON - OFF
5	(ON) - ON	2	ON - ON
( )=MOMENTARY			



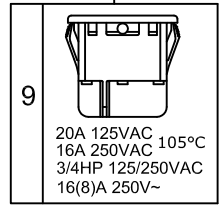
C	CURVE
F	FLAT
1	RED
2	GREEN
3	ORANGE
4	BLUE
5	WHITE



1	LS	IF	4	O	I
2			5	O	-
3	OFF	ON	7		I

N	NO ILLUMINATED
L	ILLUMINATED

A	GRAY
B	BLACK
W	WHITE



NO ILLUMINATED		ILLUMINATED	
R	RED	R	RED
A	GRAY	G	GREEN
B	BLACK	O	ORANGE
W	WHITE		

N	SWITCH ONLY
W	WATERPROOF COVER (PVC)

B	BLACK
W	WHITE
N	NONE